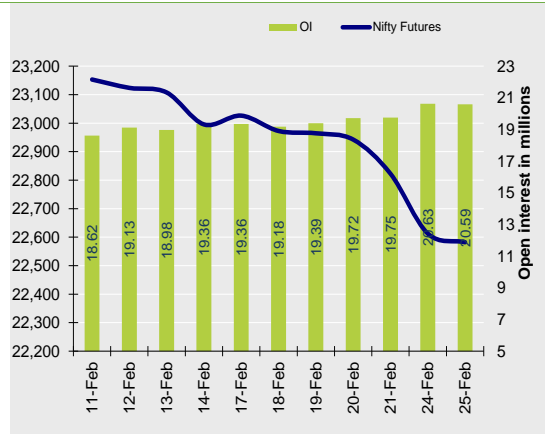


Nifty Snapshot

	Close	Prv Cl.	Ab chg	% chg
Spot	22,547.55	22,553.35	-5.80	-0.03
Futures	22,582.15	22,612.65	-30.50	-0.13
OI(ml shr)	20.59	20.63	-0.04	-0.21
Vol (lots)	168498	181104	-12606	-6.96
COC	34.60	59.30	-24.70	-41.7
PCR-OI	0.77	0.71	0.06	8.8

Nifty Futures Price v/s OI



Institutional Activity in previous trading session

(in Rs cr.)	Buy	Sell	Net
Index Futures	10769.83	10662.32	107.51
Index Options	841892.55	845212.84	-3320.29
Stock Futures	100438.43	97507.83	2930.60
Stock Options	57835.54	55405.33	2430.21
FII Cash	12,500.37	16,029.47	-3,529.10
DII Cash	11,278.09	8,247.31	3,030.78

Net FII Activity (in Rs cr.)

Date	Idx Fut	Stk Fut	Idx Opt	Cash
25-Feb	107.5	2930.6	-3320.3	-3529
24-Feb	-1391.1	1876.1	-1854.6	-6287
21-Feb	18.3	-1093.7	1229.5	-3449
20-Feb	-1061.3	1510.4	-6218.8	-3312
19-Feb	183.3	724.8	1924.1	-1881
18-Feb	-303.4	-96.8	1717.5	4787

Technical Pivot (Intraday):

	S2	S1	PIVOT	R1	R2
NIFTY	22510	22545	22595	22630	22680
BANKNIFTY	48475	48600	48760	48880	49040

(Price is in Rs; OI is in million units; Price chg and OI chg are in percentage) **NB RESEARCH**

Fresh Longs seen in:

Scrip	Price	Price chg	OI	OI Chg
ATGL	580.2	1.1	5.1	9.1
MARICO	622.3	0.1	17.5	8.0
BAJAJFINSV	1874.4	0.7	16.7	6.4

Short Covering seen in:

Scrip	Price	Price chg	OI	OI Chg
COROMANDEL	1690.6	1.3	0.7	-48.0
CUB	148.5	0.4	9.0	-43.2
SUNTV	603.2	3.9	1.3	-38.5

Fresh Shorts seen in:

Scrip	Price	Price chg	OI	OI Chg
POONAWALLA	274.6	-2.7	14.3	14.4
MFSL	1018.7	-2.0	4.2	11.8
CDSL	1204.3	-0.8	11.5	11.1

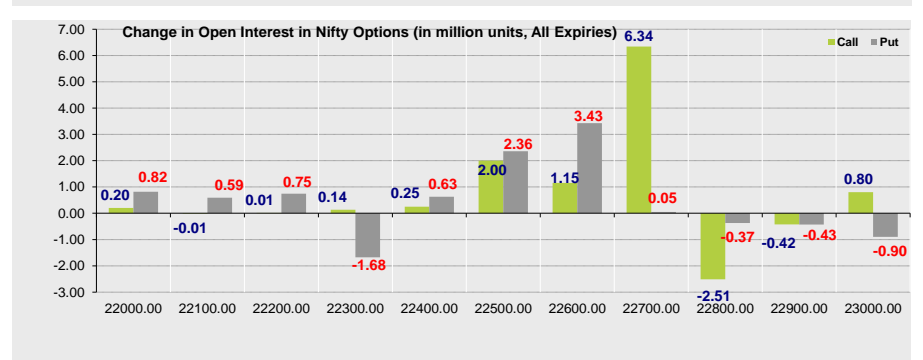
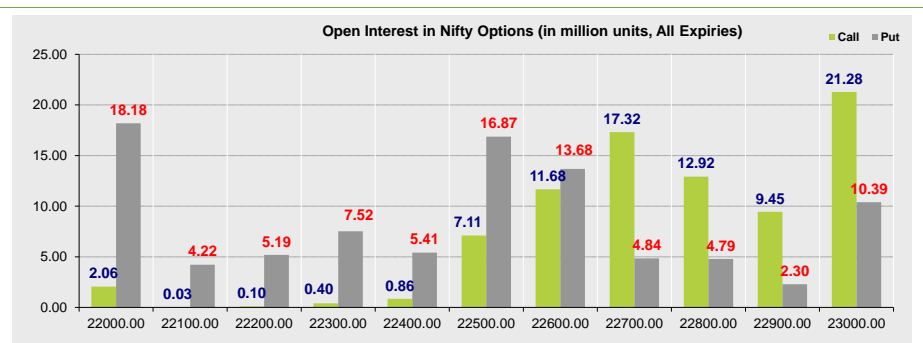
Long Unwinding seen in:

Scrip	Price	Price chg	OI	OI Chg
LALPATHLAB	2406.0	-7.0	0.3	-50.1
CANFINHOME	576.9	-4.6	2.0	-43.1
NAVINFUOR	3809.5	-2.8	0.3	-39.2

Summary

- Indian markets closed on flat note where selling was mainly seen in IT, Metals, Pharmaceuticals Sectors. Nifty Feb Futures closed at 22582.15 (down 30.50 points) at a premium of 34.60 pts to spot.
- FII's were net sellers in Cash to the tune of 3529.10 Cr and were net buyers in index futures to the tune of 107.51 Cr.
- India VIX decreased by 5.03% to close at 13.72 touching an intraday high of 15.08.

Open Interest in Nifty Options:



- The above second chart shows previous trading day's change in Nifty options where Addition in OI were seen in 22700, 22600, 22500 strike Calls and at 22400, 22500, 22600 strike Puts indicating market is likely to remain range bound in the near term.
- Highest OI build-up is seen at 23000 strike Calls and 22000 strike Puts, to the tune of 21.28mn and 18.18mn respectively.

Outlook on Nifty:

Index is likely to open on a flattish note today and is likely to remain range bound during the day.

NIFTY50 Options OI (CE OI = Resistance) (PE OI = Support)			
Symbol	Highest CE OI	Highest PE OI	CMP
ADANIPTS	1200	1000	1079
ADANIEN	2800	2800	2129
ASIANPAINT	2400	2000	2225
AXISBANK	1050	1000	1011
BAJAJ-AUTO	9500	8600	8421
BAJAJFINSV	1860	1860	1874
BAJFINANCE	8500	7500	8471
BHARTIARTL	1720	1700	1639
BPCL	270	250	248
BRITANNIA	5000	4700	4810
CIPLA	1500	1440	1461
COALINDIA	400	450	361
DIVISLAB	6200	5400	5739
DRREDDY	1240	1100	1129
EICHERMOT	5500	4700	4999
GRASIM	2500	2400	2377
HCLTECH	1760	1540	1637
HDFCBANK	1760	1680	1684
HDFCLIFE	640	540	621
HEROMOTOCO	4200	4100	3835
HINDALCO	610	600	621
HINDUNILVR	2500	2200	2262
ICICIBANK	1300	1200	1226
ITC	460	400	405
INDUSINDBK	1100	1000	1033

NIFTY50 Options OI (CE OI = Resistance) (PE OI = Support)			
Symbol	Highest CE OI	Highest PE OI	CMP
INFY	1900	1700	1769
IOC	130	100	119
JSWSTEEL	1080	800	961
KOTAKBANK	2000	1900	1965
LT	3600	3250	3229
LTIM	5800	4900	4961
M&M	3200	2600	2773
MARUTI	13200	12000	12494
NESTLEIND	2400	2000	2250
NTPC	330	315	318
ONGC	260	240	234
POWERGRID	300	240	256
RELIANCE	1300	1200	1205
SBILIFE	1460	1460	1474
SBIN	800	720	712
SUNPHARMA	1800	1500	1614
TATACONSUM	1060	900	1009
TATAMOTORS	700	700	662
TATASTEEL	150	140	137
TCS	4200	3600	3635
TECHM	1700	1500	1596
TITAN	3500	3300	3202
ULTRACEMCO	12000	10000	10983
UPL	580	600	648
WIPRO	359	300	291

Derivative Recommendations:

Stock Name	Call (Buy/Sell)	Entry price	Targets	Stop Loss	Duration	Status
SRF (Bull Call spread)	Strategy	77	163	30	Positional	Open
VOLTAS 1300CE	Buy	52	74	40	1-2 Days	Open
NESTLEIND 2240CE	Buy	56.5	75	45	1-2 Days	Open
SBIN Future	Sell	716	685	732	1-2 Days	Open

FROM THE EQUITY DERIVATIVE DESK:

NIRAV HARISH CHHEDA

AVP - DERIVATIVES AND TECHNICAL RESEARCH

E-Mail: nirav.chheda@nirmalbang.com

Tel no: 6273-8199/8000

AMIT BHUPTANI

SNR.DERIVATIVES AND TECHNICAL RESEARCH ANALYST

E-Mail: amit.bhuptani@nirmalbang.com

Tel no: 6273-8242/8000

DISCLOSURES

Research Reports that are published by Nirmal Bang Securities Private Limited (hereinafter referred to as "NBSPL") are for private circulation only. NBSPL is a registered Research Analyst under SEBI (Research Analyst) Regulations, 2014 having Registration no. INH000001766. NBSPL is also a registered Stock Broker with National Stock Exchange of India Limited, BSE Limited, Metropolitan Stock Exchange of India Limited, Multi Commodity Exchange of India Limited, National Commodity and Derivative Exchange Limited and Indian Commodity Exchange Limited in cash and Equity and Commodities derivatives segments.

NBSPL has other business divisions with independent research teams separated by Chinese walls, and therefore may, at times, have different or contrary views on stocks and markets.

NBSPL or its associates have not been debarred / suspended by SEBI or any other regulatory authority for accessing / dealing in securities Market. NBSPL, its associates or analyst or his relatives do not hold any financial interest (Except Investment) in the subject company. NBSPL or its associates or Analyst do not have any conflict or material conflict of interest at the time of publication of the research report with the subject company. NBSPL or its associates or Analyst or his relatives may or may not hold beneficial ownership of 1% or more in the subject company at the end of the month immediately preceding the date of publication of this research report.

NBSPL or its associates / analyst has not received any compensation / managed or co-managed public offering of securities of the company covered by Analyst during the past twelve months. NBSPL or its associates have not received any compensation or other benefits from the company covered by Analyst or third party in connection with the research report. Analyst has not served as an officer, director or employee of Subject Company. NBSPL / analyst has not been engaged in market making activity of the subject company.

Analyst Certification: The research analysts and authors of these reports, hereby certify that the views expressed in this research report accurately reflects my/our personal views about the subject securities, issuers, products, sectors or industries. It is also certified that no part of the compensation of the analyst(s) was, is, or will be directly or indirectly related to the inclusion of specific recommendations or views in this research. The analyst(s) principally responsible for the preparation of this research report and has taken reasonable care to achieve and maintain independence and objectivity in making any recommendations.

DISCLAIMER

This report is for the personal information of the authorized recipient and does not construe to be any investment, legal or taxation advice to you. NBSPL is not soliciting any action based upon it. Nothing in this research shall be construed as a solicitation to buy or sell any security or product, or to engage in or refrain from engaging in any such transaction. In preparing this research, we did not take into account the investment objectives, financial situation and particular needs of the reader.

This research has been prepared for the general use of the clients of NBSPL and must not be copied, either in whole or in part, or distributed or redistributed to any other person in any form. If you are not the intended recipient you must not use or disclose the information in this research in any way. Though disseminated to all the customers simultaneously, not all customers may receive this report at the same time. NBSPL will not treat recipients as customers by virtue of their receiving this report. This report is not directed or intended for distribution to or use by any person or entity resident in a state, country or any jurisdiction, where such distribution, publication, availability or use would be contrary to law, regulation or which would subject NBSPL & its group companies to registration or licensing requirements within such jurisdictions.

The report is based on the information obtained from sources believed to be reliable, but we do not make any representation or warranty that it is accurate, complete or up-to-date and it should not be relied upon as such. We accept no obligation to correct or update the information or opinions in it. NBSPL or any of its affiliates or employees shall not be in any way responsible for any loss or damage that may arise to any person from any inadvertent error in the information contained in this report. NBSPL or any of its affiliates or employees do not provide, at any time, any express or implied warranty of any kind, regarding any matter pertaining to this report, including without limitation the implied warranties of merchantability, fitness for a particular purpose, and non-infringement. The recipients of this report should rely on their own investigations.

This information is subject to change without any prior notice. NBSPL reserves its absolute discretion and right to make or refrain from making modifications and alterations to this statement from time to time. Nevertheless, NBSPL is committed to providing independent and transparent recommendations to its clients, and would be happy to provide information in response to specific client queries.

Before making an investment decision on the basis of this research, the reader needs to consider, with or without the assistance of an adviser, whether the advice is appropriate in light of their particular investment needs, objectives and financial circumstances. There are risks involved in securities trading. The price of securities can and does fluctuate, and an individual security may even become valueless. International investors are reminded of the additional risks inherent in international investments, such as currency fluctuations and international stock market or economic conditions, which may adversely affect the value of the investment. Opinions expressed are subject to change without any notice. Neither the company nor the director or the employees of NBSPL accept any liability whatsoever for any direct, indirect, consequential or other loss arising from any use of this research and/or further communication in relation to this research. Here it may be noted that neither NBSPL, nor its directors, employees, agents or representatives shall be liable for any damages whether direct or indirect, incidental, special or consequential including lost revenue or lost profit that may arise from or in connection with the use of the information contained in this report.

Copyright of this document vests exclusively with NBSPL. Our reports are also available on our website www.nirmalbang.com